

Scaled data based on original data using
LM-79-08 Approved Method: Electrical and Photometric Measurements of Solid-
State Lighting Products

Test Report Prepared for
Cooper Lighting Solutions
(formerly Eaton)

Brand: INVUE

Report Number: P676885

Luminaire Tested: **CCW-SA-1C-827-U-SL2-HSS**

Issue Date: 04/25/2023



Test Information

Test Method: LM-79-08
Report Number: P676885
Test Lab: INNOVATION CENTER(G1)
Issue Date: 04/25/2023
Manufacturer: COOPER LIGHTING SOLUTIONS (FORMERLY EATON)
Product Line: INVUE
Catalog Number: CCW-SA-1C-827-U-SL2-HSS
Description: INVUE CLEAR CURVE Wall Pack MOUNT Light Square Luminaire @615mA w/
SL2 distribution lens and House Side Shield
Light Source: (16) 2700K CCT, 80 CRI LEDs
Ballast/Driver: ELECTRONIC DRIVER

Summary

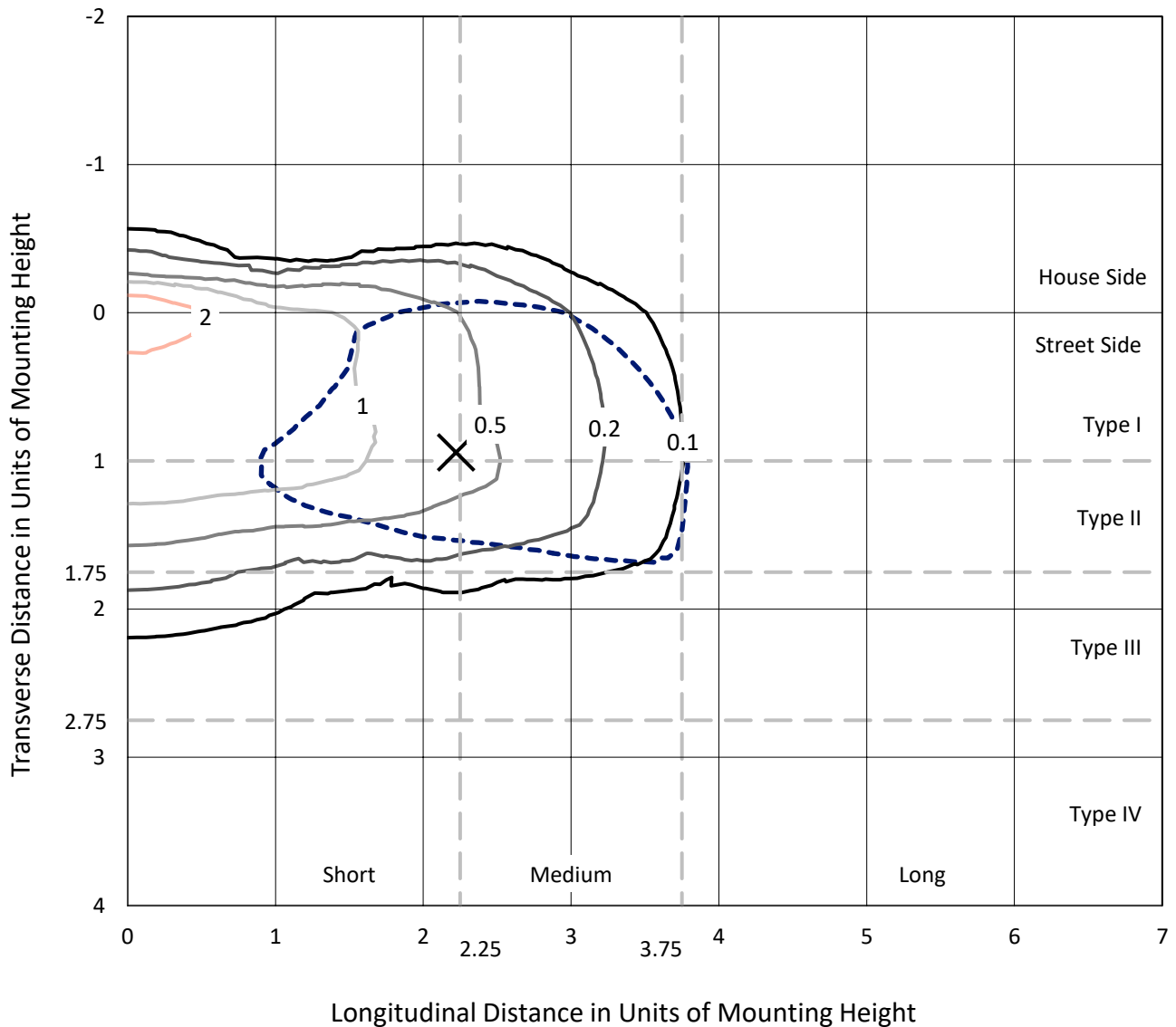
Lumens per Lamp: N/A
Luminaire Lumens: 2672.7 lumens
Efficiency: N/A
Efficacy: 83.5 lumens/watt
Luminous Opening: Rectangular (W 1' x L: 0.5' x H: 0')
IES Classification: Type II - Short
BUG Rating: B1 - U0 - G1

Input Watts (W): 32
Input Voltage (V): 120
Input Current (A_{in}): NR
Voltage Rise (V): NR
Power Factor: NR
Total Harmonic Distortion (THDi): NR
Frequency (hertz): 60
Stabilization Time: NR
Operation Time: NR
Ambient Temperature (°C): NR
Test Distance: 25 FT

REPORT NUMBER: P676885
 CATALOG NUMBER: CCW-SA-1C-827-U-SL2-HSS

Iso-Footcandle Lines of Horizontal Illumination

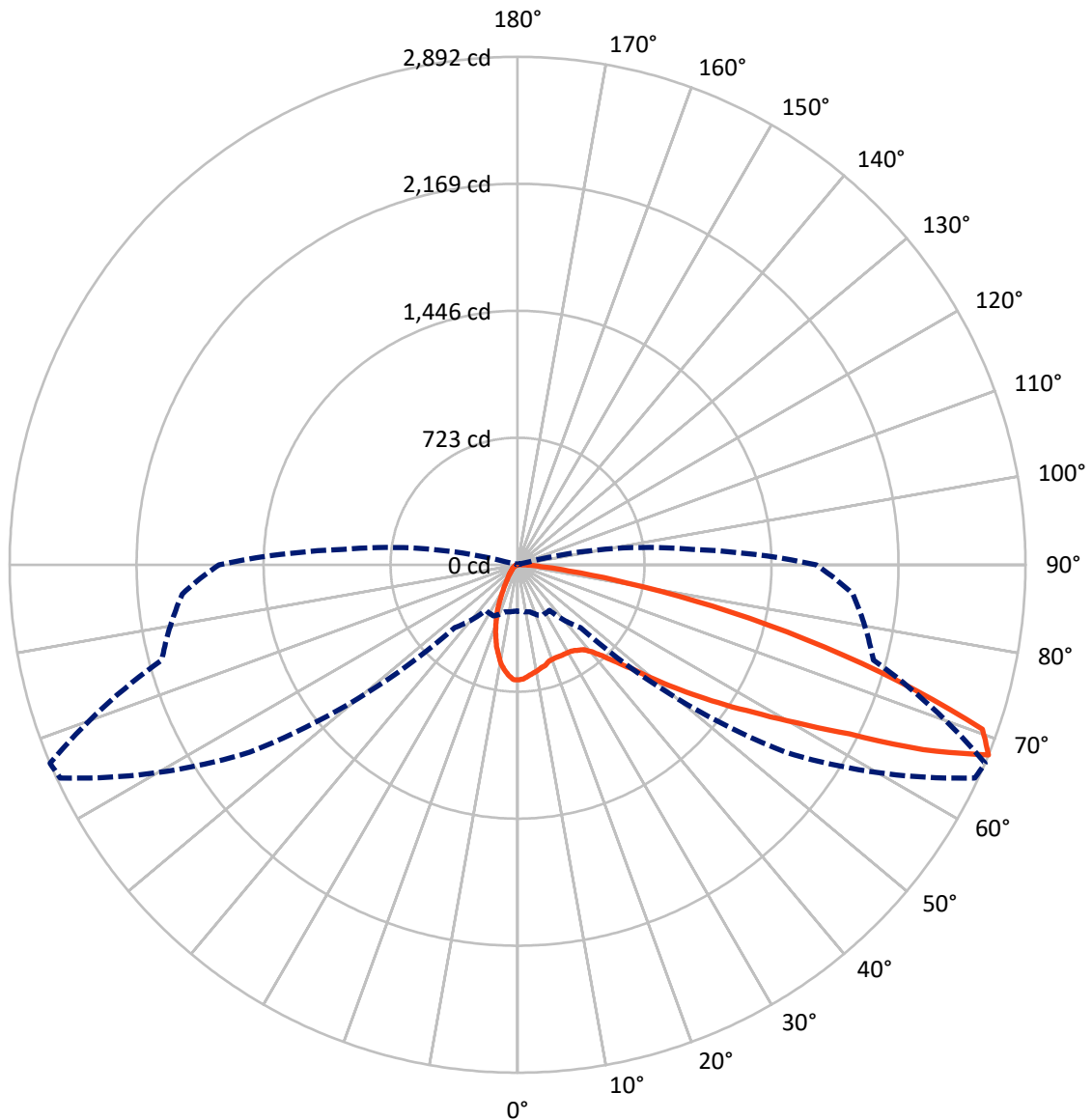
× Max cd
 - - - 1/2 Max cd



Based on 15 foot mounting height. Maximum calculated value = 2.9 fc
 Type II - Short - N/A

REPORT NUMBER: P676885
CATALOG NUMBER: CCW-SA-1C-827-U-SL2-HSS

Luminous Intensity Polar Plot



— Vertical Plane Through 67-Deg Lateral - - - Horizontal Cone Through 67.5-Deg Vertical

REPORT NUMBER: P676885
 CATALOG NUMBER: CCW-SA-1C-827-U-SL2-HSS

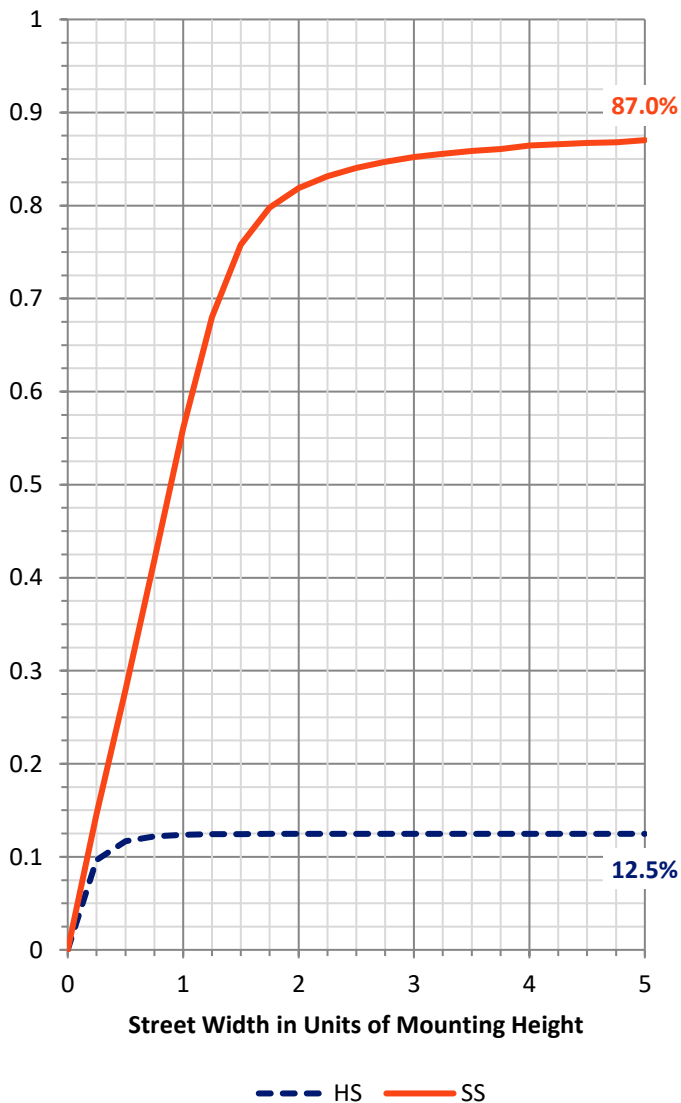
FLUX DISTRIBUTION:

		Downward	Upward	Total
House Side	Lumens	336.4	0.0	336.4
	% Fixture	12.6	0.0	12.6
Street Side	Lumens	2336.3	0.0	2336.3
	% Fixture	87.4	0.0	87.4
Total	Lumens	2672.7	0.0	2672.7
	% Fixture	100.0	0.0	100.0

Coefficient of Utilization

ZONAL LUMENS:

Zone	Lumens	% Fixture
0°-10°	55.2	2.1
10°-20°	122.7	4.6
20°-30°	174.5	6.5
30°-40°	254.1	9.5
40°-50°	393.2	14.7
50°-60°	603.5	22.6
60°-70°	654.1	24.5
70°-80°	369.0	13.8
80°-90°	46.4	1.7
90°-100°	0.0	0.0
100°-110°	0.0	0.0
110°-120°	0.0	0.0
120°-130°	0.0	0.0
130°-140°	0.0	0.0
140°-150°	0.0	0.0
150°-160°	0.0	0.0
160°-170°	0.0	0.0
170°-180°	0.0	0.0
0°-90°	2672.7	100.0
0°-180°	2672.7	100.0

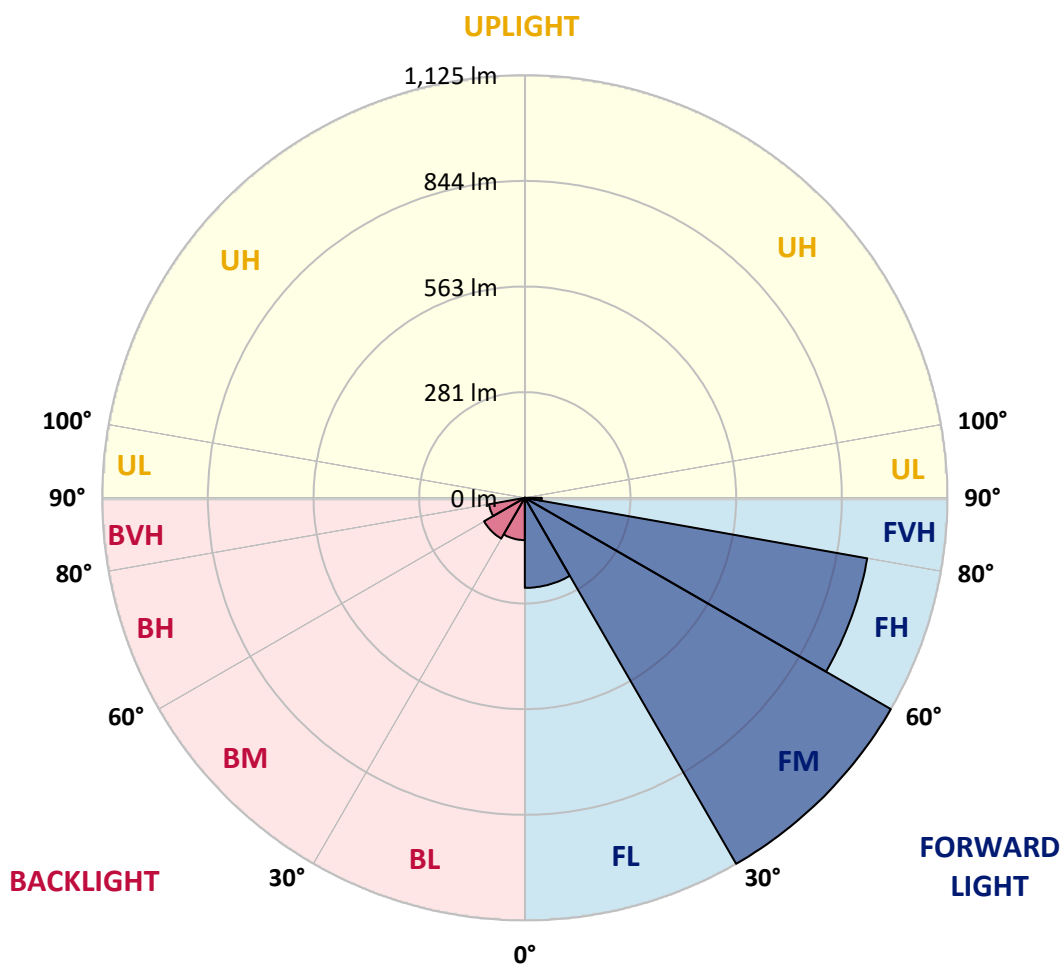


REPORT NUMBER: P676885
 CATALOG NUMBER: CCW-SA-1C-827-U-SL2-HSS

LUMINAIRE CLASSIFICATION SYSTEM LUMEN TABLE AND BUG RATING:

Zone	Lumens	% Fixture	Zone Rating/Lumen Limit		
			B	U	G
FL (0°-30°)	239.8	9.0			
FM (30°-60°)	1125.4	42.1			
FH (60°-80°)	926.0	34.6			G1/1800
FVH (80°-90°)	45.0	1.7			G1/100
BL (0°-30°)	112.6	4.2	B1/500		
BM (30°-60°)	125.3	4.7	B0/220		
BH (60°-80°)	97.2	3.6	B0/110		G0/110
BVH (80°-90°)	1.3	0.0			G0/10
UL (90°-100°)	0.0	0.0		U0/0	
UH (100°-180°)	0.0	0.0		U0/0	

BUG Rating: B1-U0-G1
 Type II Short





REPORT NUMBER: P676885

CATALOG NUMBER: CCW-SA-1C-827-U-SL2-HSS

CANDELA DISTRIBUTION (FULL):

	0°	5°	15°	25°	35°	45°	55°	65°	67°	75°	85°
0°	655.6	655.6	655.6	655.6	655.6	655.6	655.6	655.6	655.6	655.6	655.6
2.5°	627.2	630.4	635.0	641.4	645.9	643.3	645.3	656.2	650.4	655.6	653.0
5°	592.4	595.7	602.1	601.5	606.6	616.3	629.2	643.3	636.9	652.3	658.1
7.5°	556.4	555.1	555.1	568.6	579.6	593.1	600.2	623.4	624.0	637.5	651.7
10°	523.5	527.4	533.8	539.0	549.3	568.6	589.2	607.3	614.3	641.4	645.3
12.5°	503.6	505.5	513.2	517.7	531.3	549.9	571.8	595.0	600.8	628.5	647.2
15°	495.2	499.7	502.3	510.7	517.7	535.1	551.2	577.6	594.4	616.3	639.5
17.5°	501.7	499.7	501.0	503.6	512.0	527.4	544.8	571.2	577.0	613.7	648.5
20°	510.0	510.7	506.8	505.5	503.6	518.4	532.6	566.7	573.1	613.7	654.3
22.5°	532.6	525.5	532.6	522.3	512.0	518.4	531.9	567.3	571.8	613.1	660.1
25°	560.3	561.5	563.5	541.6	526.8	522.3	536.4	569.3	573.1	618.2	662.6
27.5°	599.5	605.3	595.7	584.7	555.1	532.6	535.8	568.0	575.1	615.6	669.1
30°	652.3	647.8	649.1	624.0	595.0	559.6	550.6	571.2	576.4	618.9	681.3
32.5°	698.1	692.9	701.9	692.9	647.2	598.2	568.0	577.6	583.4	626.6	691.6
35°	726.4	732.8	747.0	756.7	718.0	648.5	597.0	595.0	597.6	630.4	699.3
37.5°	770.2	781.8	793.4	817.8	784.4	710.3	642.7	617.6	613.1	649.1	703.2
40°	817.8	814.6	848.7	877.7	876.4	797.2	706.4	657.5	651.1	678.7	729.0
42.5°	857.8	854.5	892.5	940.2	945.3	880.9	779.2	714.2	708.4	724.5	760.5
45°	909.9	912.5	957.6	1014.2	1032.9	991.7	877.7	795.3	792.1	786.9	820.4
47.5°	956.3	970.5	1009.1	1076.1	1143.7	1106.3	993.6	913.8	891.3	879.7	913.1
50°	988.5	1001.4	1048.4	1119.9	1243.5	1267.3	1123.7	1040.0	1040.7	1012.3	1030.3
52.5°	988.5	987.8	1025.8	1119.9	1313.0	1435.4	1297.6	1199.1	1204.2	1174.6	1175.9
55°	893.2	891.3	937.6	1037.4	1305.3	1597.0	1561.0	1400.6	1387.7	1330.4	1336.2
57.5°	719.3	723.8	759.2	879.0	1204.9	1672.4	1874.6	1627.3	1583.5	1465.0	1465.0
60°	524.8	521.0	547.4	631.1	965.3	1644.0	2132.2	1894.6	1825.6	1576.4	1559.7
62.5°	399.3	398.6	405.7	434.0	612.4	1433.5	2242.9	2234.6	2122.5	1685.9	1662.1
65°	322.6	323.9	333.6	353.5	374.1	977.5	2184.3	2640.3	2537.9	1848.8	1770.9
67.5°	263.4	266.6	278.2	321.3	316.8	506.2	1860.4	2872.7	2892.1	2097.4	1917.1
70°	202.8	208.0	221.5	282.7	305.2	336.8	1289.9	2756.8	2808.3	2252.0	1828.9
72.5°	137.8	137.2	166.1	229.3	308.5	308.5	718.0	2220.4	2269.3	2076.2	1588.7
75°	74.7	79.2	110.1	173.2	282.7	298.2	408.9	1624.7	1693.6	1614.4	1228.7
77.5°	40.6	41.2	61.2	113.3	235.0	284.6	273.0	1105.0	1132.1	973.7	672.9
80°	21.3	21.9	32.2	74.1	162.3	264.0	227.3	658.8	633.0	373.5	222.2
82.5°	9.7	10.3	16.1	46.4	103.7	208.0	196.4	318.1	293.6	104.3	67.6
85°	3.9	3.9	7.1	27.7	60.5	102.4	168.1	159.7	133.3	31.6	33.5
87.5°	1.3	1.3	1.9	10.9	24.5	61.2	89.5	84.4	58.0	11.6	18.0
90°	0.0	0.0	0.0	0.0	0.0	0.0	0.0	0.0	0.0	0.0	0.0



REPORT NUMBER: P676885
 CATALOG NUMBER: CCW-SA-1C-827-U-SL2-HSS

CANDELA DISTRIBUTION (continued):

	90°	95°	105°	115°	125°	135°	145°	155°	165°	175°	180°
0°	655.6	655.6	655.6	655.6	655.6	655.6	655.6	655.6	655.6	655.6	655.6
2.5°	650.4	657.5	655.6	654.3	642.0	640.7	639.5	627.9	631.7	622.1	628.5
5°	654.3	658.1	647.8	628.5	611.1	591.8	577.0	566.7	548.0	540.9	539.6
7.5°	650.4	650.4	629.2	598.2	564.1	532.6	492.6	464.3	443.0	427.0	432.7
10°	645.3	637.5	615.6	560.9	499.1	451.4	394.1	352.3	320.7	310.4	304.0
12.5°	645.3	631.7	582.8	508.1	428.2	356.1	287.9	233.1	202.8	184.8	182.2
15°	639.5	619.5	559.0	458.5	359.3	261.5	183.5	136.5	110.8	103.7	101.1
17.5°	640.7	616.9	523.5	399.9	278.8	173.9	112.1	86.3	79.9	76.6	77.3
20°	643.3	616.9	492.0	342.6	200.9	108.2	77.3	72.8	69.5	68.3	68.9
22.5°	651.7	604.7	459.8	284.0	135.9	77.9	68.3	63.8	61.2	59.2	58.6
25°	653.0	602.8	428.9	226.0	93.4	65.7	59.9	54.7	51.5	48.9	48.3
27.5°	651.1	594.4	385.7	168.1	70.2	58.6	50.9	45.7	41.2	39.3	38.6
30°	658.1	578.9	349.0	121.1	59.2	50.9	43.1	37.4	33.5	30.9	30.9
32.5°	658.8	565.4	308.5	86.3	54.1	45.1	36.7	30.3	26.4	25.1	25.1
35°	659.4	553.2	263.4	65.7	48.3	38.6	30.3	25.1	22.5	20.6	20.6
37.5°	661.4	544.2	222.2	55.4	43.1	32.8	25.1	20.6	18.0	17.4	17.4
40°	665.2	531.9	179.0	48.9	37.4	27.7	21.3	17.4	14.8	14.2	13.5
42.5°	675.5	528.7	143.0	43.8	33.5	23.2	17.4	14.2	12.2	10.9	10.3
45°	718.0	537.1	110.8	40.6	28.3	19.3	14.8	11.6	9.0	8.4	7.7
47.5°	787.6	564.8	87.6	36.1	23.8	16.1	12.2	9.0	7.1	6.4	5.8
50°	893.2	627.9	71.5	32.2	20.0	13.5	9.7	7.1	5.2	4.5	4.5
52.5°	1031.6	712.9	61.8	28.3	16.1	11.6	7.7	5.2	3.9	3.2	3.2
55°	1173.3	813.3	58.0	24.5	13.5	9.7	5.8	3.9	2.6	1.9	1.9
57.5°	1303.4	878.4	56.0	20.0	11.6	7.1	4.5	2.6	1.3	0.6	0.6
60°	1384.5	926.0	50.2	16.1	9.0	5.8	3.2	1.3	0.6	0.0	0.0
62.5°	1491.4	974.3	41.2	12.2	6.4	3.9	1.9	0.6	0.0	0.0	0.0
65°	1632.5	1028.4	32.2	9.7	5.2	2.6	1.3	0.6	0.0	0.0	0.0
67.5°	1700.1	1000.1	21.9	7.1	3.2	1.3	0.6	0.0	0.0	0.0	0.0
70°	1564.8	842.3	15.5	5.2	1.9	0.6	0.6	0.0	0.0	0.0	0.0
72.5°	1315.6	660.1	11.6	3.2	1.3	0.6	0.0	0.0	0.0	0.0	0.0
75°	969.8	412.8	9.0	2.6	1.3	0.0	0.0	0.0	0.0	0.0	0.0
77.5°	514.5	153.9	6.4	1.9	0.6	0.0	0.0	0.0	0.0	0.0	0.0
80°	152.0	45.1	4.5	1.3	0.6	0.0	0.0	0.0	0.0	0.0	0.0
82.5°	50.2	13.5	2.6	1.3	0.6	0.0	0.0	0.0	0.0	0.0	0.0
85°	25.8	5.2	1.3	1.3	0.6	0.0	0.0	0.0	0.0	0.0	0.0
87.5°	14.8	1.9	1.3	1.3	0.6	0.0	0.0	0.0	0.0	0.0	0.0
90°	0.0	0.0	0.0	0.0	0.0	0.0	0.0	0.0	0.0	0.0	0.0

(END OF REPORT)